

HIGH PERFORMANCE PROFESSIONAL TOOLS & ACCESSORIES



PRODUCT
CATALOGUE

2026



About Us

XTRA-POWER is India's leading provider of high quality and exceptional Power Tools, Accessories, Measuring Tools, Abrasives, Diamond Saw Blades, TCT Saw Blades, Drill Bits and other technically advanced tools. The brand has been at the forefront of delivering top-tier tools that vaunt of high-quality and standards.

Rigorously tested for performance, Xtra-Power products provide the best value for money in the market while delivering an exceptional buying experience. Our portfolio includes segment-leading brands such as SGW, Hi MAX, AWANT, REWOP, B&P, and FAST CUT.

The Xtra-Power product range is brought to you by LSL Tools Private Limited, a pioneer in the industrial tools industry with continuous innovation since 1995. The company prides itself on adopting best management practices, offering trusted brands, and delivering superior services to its wide client base. Thanks to our commitment to exceeding customer expectations, we have experienced tremendous growth by developing and serving the market in a sustained manner.

With a vast network of over 500 associates and distributors across India, LSL ensures seamless and timely delivery of products and services. Our efficient supply chain, combined with years of experience in designing and developing agricultural tools, machine tools, and accessories, has firmly established Xtra-Power as a market leader in key segments and product categories. We've also introduced cordless tools and advanced solutions designed to enhance efficiency and con

Experience the difference with Xtra-Power-stay ahead with our innovative tools and solutions designed for your success. Discover why we're the brand that stands out. By delivering value to our customers and community as a whole, our commitment to build a better and more productive world remains steadfast.



Why Choose Us



AT XTRAPOWER

We understand that choosing the appropriate tool is crucial to enhance your experience. We provide comprehensive solution to all your tooling needs.



INNOVATIVE PRODUCT DESIGN

With proper diligence in research, our dedicated team of experts offer products that are in line with latest technology.



END USER TESTING FOR QUALITY ASSURANCE

We value your satisfaction. Our products undergo meticulous testing to ensure it meets the highest performance and safety.



LOYAL CUSTOMERS SPEAK VOLUMES

The trust and satisfaction with positive experience that XtraPower has earned over the years through the loyalty of our customers.



ONE STOP SOLUTION

XtraPower is the go-to destination from innovative products to unparalleled customer support, we provide a seamless experience.



CHOOSING XTRAPOWER

It's not just about acquiring a product be a part of our journey where innovation, quality assurance and customer loyalty converge to redefine excellence.



X TRA-POWER®

PROFESSIONAL POWER TOOLS



S-2101
ANGLE GRINDER 100MM | 950W



S-2102
ANGLE GRINDER 100MM | 1150W



S-2103
ANGLE GRINDER 100MM | 950W



S-2105
ANGLE GRINDER 100MM | 1300W



S-2110
ANGLE GRINDER 125MM | 1400W



S-2115
ANGLE GRINDER 180MM | 2800W



S-2121
MARBLE CUTTER 110MM | 1650W



S-2125
MARBLE CUTTER 125MM | 1850W



S-2126
WOOD CUTTER 125MM | 1850W



S-2129
WALL CHASER 110-133MM | 2400W



S-2128
WALL CHASER 110-125MM | 2200W



S-2130
CONCRETE CUTTER 230-405MM | 3200W



S-2161
ELECTRIC DRILL 10MM | 520W



S-2162
IMPACT DRILL 13MM | 800W



S-2151
ROTARY HAMMER 26MM | 1100W



S-2154
DEMOLITION HAMMER 1250W|7KG



S-2155
DEMOLITION HAMMER 2000W | 11KG



S-2156
DEMOLITION HAMMER 1800W | 16KG



S-2171
CUT OFF MACHINE 355MM | 3200W



S-2181
ELECTRIC CHAIN SAW 16" | 2400W



S-2182
ELECTRIC CHAIN SAW 18" | 2600W



S-2183
ELECTRIC CHAIN SAW 22" | 3200W



S-2184
ELECTRIC CHAIN SAW 24" | 3200W



S-2185
GASOLINE CHAIN SAW 18" | 58CC



S-2186
GASOLINE CHAIN SAW 22" | 58CC



S-2187
GASOLINE CHAIN SAW 22" | 62CC



S-2188
GASOLINE CHAIN SAW 24" | 62CC



S-2189
BRUSH CUTTER 2 STROKE 28MM | 43CC



S-2141
ELECTRIC TRIMMER 6/6.35/8MM | 500W



S-2191
DIAMOND CORE DRILL 20-140MM | 1800W



S-2192
DIAMOND CORE DRILL 20-225MM | 3500W



S-2193
DIAMOND CORE DRILL 20-305MM | 4000W



S-2194
DIAMOND CORE DRILL 20-180MM | 2300W



S-2196
MAGNETIC CORE DRILL 35MM | 1600W



S-2197
MAGNETIC CORE DRILL 50MM | 1700W

X TRA-POWER®

PROFESSIONAL POWER TOOLS



SGW
TRA-POWER
ABRASIVES

107
HIGH performance
METAL
CUT-OFF WHEEL
4" TO 16"

100
HIGH performance
4.0
DC WHEEL GRINDING WHEEL
4", 5", 7" & 9"

100
HIGH performance
60
FLAP DISC PREMIUM
4" (#60 TO #120)

100
HIGH performance
NON-WOVEN PAD
FOR STEEL & METAL
4" U8

SGW
TRA-POWER
DIAMOND SAW BLADES

170
HIGH performance
HARD
DIAMOND BLADE
SGW HARD STONE (10MM)
4"

170
HIGH performance
HARD
DIAMOND BLADE
SGW HARD STONE
4" TO 16"

125
HIGH performance
SANDSTONE
DIAMOND BLADE
SGW SAND STONE
4" TO 5"

105
HIGH performance
CERAMIC
DIAMOND BLADE
SGW CERAMIC
4"

170
HIGH performance
QUARTZ
DIAMOND BLADE
SGW QUARTZ
4"

170
HIGH performance
TURBO
DIAMOND BLADE
SGW SUPER THIN TURBO WITH DOUBLE FLANGE
4"

105
HIGH performance
THIN TURBO
DIAMOND BLADE
SGW THIN TURBO
4"

170
HIGH performance
NANO
DIAMOND BLADE
SGW NANO
4" (SEG)

80
HIGH performance
TURBO
DIAMOND BLADE
SGW
3" (TURBO)

80
HIGH performance
CUP WHEEL
SGW CUP WHEEL
3" (SEG)

80
HIGH performance
CUP WHEEL
SGW CUP WHEEL
3" (TURBO)

170
HIGH performance
CERAMIC LASER SLOT
DIAMOND BLADE
SGW CERAMIC LASER SLOT
4" (SLOT)



SGW
TRA-POWER
TCT SAW BLADES

125
HIGH performance
HARD
TCT SAW BLADE
4" TO 14" SGW
TCT SAW BLADE FOR WOOD & ALUMINUM

110
HIGH performance
HARD
TCT SAW BLADE
4" TO 10" SGW
TCT SAW THIN KERF BLADE FOR WOOD

SGW
TRA-POWER
SPARE PARTS

CARBON BRUSH
SGW CARBON BRUSH

SAW CHAIN
SGW SAW CHAIN 18" & 22"

XTRA-POWER[®] CORDLESS TOOLS



XPC-AG-01
BRUSHLESS ANGLE GRINDER
100MM | 3.0Ah



XPC-AG-02
BRUSHLESS ANGLE GRINDER
100MM | 3.0Ah



XPC-AG-03
BRUSHLESS ANGLE GRINDER
100MM | 4.0Ah



XPC-AG-04
BRUSHLESS ANGLE GRINDER
100MM | 4.0Ah



XPC-AG-05
BRUSHLESS ANGLE GRINDER
100MM | 6.0Ah



XPC-IW-01
BRUSHLESS IMPACT WRENCH
350NM | M8-M20 | 3.0Ah



XPC-IW-02
BRUSHLESS IMPACT WRENCH
550NM | M10-M22 | 3.0Ah



XPC-IW-03
BRUSHLESS IMPACT WRENCH
900NM | M12-M27 | 4.0Ah



XPC-IW-04
BRUSHLESS IMPACT WRENCH
400NM | M8-M20 | 4.0Ah



XPC-IW-05
BRUSHLESS IMPACT WRENCH
800NM | M14-M24 | 4.0Ah



XPC-IW-06
BRUSHLESS IMPACT WRENCH
1350NM | M20-M39 | 6.0Ah



XPC-IW-07
BRUSHLESS IMPACT WRENCH
1800NM | M24-M42 | 6.0Ah



XPC-IW-08
BRUSHLESS IMPACT WRENCH
3000NM | M30-M48 | 6.0AhX2



XPC-IS-01
BRUSHLESS IMPACT
SCREW DRIVER 250NM | 3.0Ah



XPC-IS-02
BRUSHLESS IMPACT SCREW DRIVER
35/120/160NM | 1.5Ah



XPC-TK-01
TOOL KIT 40NM | 1.5Ah



XPC-TK-02
TOOL KIT 20NM | 1.5Ah



XPC-TK-03
TOOL KIT 50NM | 1.5Ah



XPC-IWT-01
IMPACT WRENCH WITH TOOL KIT
350NM | 3.0Ah



XPC-CT-01
BRUSHLESS COMBO KIT



XPC-ID-01
BRUSHLESS IMPACT DRILL
1-13MM | 1.5Ah



XPC-ID-02
BRUSHLESS IMPACT DRILL
13MM | 4.0Ah



XPC-ID-03
BRUSHLESS IMPACT DRILL
1-13MM | 6.0Ah



XPC-ID-04
BRUSHLESS IMPACT DRILL
1-13MM | 2.0Ah



XPC-ID-05
BRUSHLESS IMPACT DRILL
1-13MM | 2.0Ah



XPC-DM-01
CORDLESS DRILL MACHINE
0.8-10MM | 1.5Ah



XPC-DM-02
CORDLESS DRILL MACHINE
1-10MM | 1.5Ah



XPC-DM-11
BRUSHLESS DRILL MACHINE
0.8-10MM | 1.5Ah



XPC-DM-12
BRUSHLESS DRILL MACHINE
0.8-10MM | 1.5Ah



XPC-DM-13
BRUSHLESS DRILL MACHINE
0.8-10MM | 1.5Ah

XTRA-POWER[®]

CORDLESS TOOLS



XPC-RH-01
BRUSHLESS ROTARY HAMMER
20MM | 3.0Ah



XPC-RH-02
BRUSHLESS ROTARY HAMMER
26MM | 4.0Ah



XPC-RH-03
BRUSHLESS ROTARY HAMMER
32MM | 4.0Ah



XPC-DH-01
BRUSHLESS DEMOLITION
HAMMER 25MM | 4.0Ah



XPC-SD-01
CORDLESS SCREW DRIVER
5NM | 2.0Ah



XPC-TL-01
CORDLESS TILE TILING MACHINE
120MM | 1.5Ah



XPC-TL-02
CORDLESS TILE TILING MACHINE
145MM | 2.0Ah



XPC-TL-03
CORDLESS TILE TILING MACHINE
180MM | 2.0Ah



XPC-TL-04
BRUSHLESS TILE TILING MACHINE
120MM | 1.5Ah



XPC-PL-01
BRUSHLESS POLISHER
180MM | 4.0Ah



XPC-RT-01
BRUSHLESS REBAR TYING
8-34MM | 2.0Ah



XPC-SG-01
CORDLESS PAINT SPRAY GUN
800ML | 1.5Ah



XPC-CS-01
BRUSHLESS CIRCULAR SAW
125MM | 3.0Ah



XPC-BC-01
BRUSHLESS GRASS TRIMMER
230MM | 3.0Ah



XPC-GP-01
BRUSHLESS PRUNER
25MM | 3.0Ah



XPC-RW-01
BRUSHLESS RATCHET WRENCH
80NM | 1.5Ah



XPC-CV-01
BRUSHLESS CONCRETE
VIBRATOR 35MM | 4.0Ah



XPC-NL-01
CORDLESS NAILER 100 Nails
50MM | 4.0Ah



XPC-PK-01
BRUSHLESS PACKING MACHINE
0.2-10MM | 2.0Ah



XPC-PM-01
BRUSHLESS PLANER
82X2MM | 3.0Ah



XPC-AB-01
CORDLESS BLOWER
2.8M³/SEC | 1.5Ah



XPC-AB-02
BRUSHLESS STURM BLOWER
0-15000-20000r/min | 4.0Ah



XPC-DL-01
DIGITAL DISTANCE METER
0.1-40MTR. | 1.5VX2



XPC-DL-02
DIGITAL DISTANCE METER
0.1-80MTR. | 1.5VX2



XPC-DL-03
4 IN 1 LASER DISTANCE METER
5M | 0.2-60M



XPC-SL-01
16 GREEN LINES LASER
505-520MM | 2.4Ah



XPC-BS-01
BRUSHLESS CHAIN SAW
10" | 3.0Ah



XPC-BS-02
BRUSHLESS CHAIN SAW
16" | 3.0AhX2





				
XPT 400 ANGLE GRINDER 180MM 2050W	XPT 401 ANGLE GRINDER 100MM 710W	XPT 403 ANGLE GRINDER 100MM 680W	XPT 404 ANGLE GRINDER 100MM 650W	XPT 405 ANGLE GRINDER 100MM 850W
				
XPT 407 ANGLE GRINDER 125MM 1200W	XPT 408 ANGLE GRINDER 100MM 705W	XPT 409 ANGLE GRINDER 180MM 2000W	XPT 501 ANGLE GRINDER 100MM 800W	XPT 502 BRUSHLESS ANGLE GRINDER 100MM 1600W
				
XPT 411 MARBLE CUTTER 110MM 1240W	XPT 412 MARBLE CUTTER 110MM 1100W	XPT 413 MARBLE CUTTER 110MM 1200W	XPT 414 MARBLE CUTTER 125MM 1300W	XPT 416 MARBLE CUTTER 180MM 1520W
				
XPT 417 MARBLE CUTTER 125MM 1680W	XPT 419 MARBLE CUTTER 125MM 1800W	XPT 419A (DUST PROOF) MARBLE CUTTER 125MM 1950W	XPT 419W MARBLE / WOOD CUTTER 125MM 1800W	XPT 503 MARBLE CUTTER 110MM 1650W
				
XPT 504 MARBLE CUTTER 125MM 1850W	XPT 560 MARBLE CUTTER 125MM 1450W	XPT 429 SCREW DRIVER DRILL 10MM 350W	XPT 431 SCREW DRIVER DRILL 10MM 450W	XPT 421 DRILL MACHINE 10MM 650W
				
XPT 424 DRILL MACHINE 6.5MM 230W	XPT 425 DRILL MACHINE 10MM 400W	XPT 428 DRILL MACHINE 16MM 800W	XPT 525 DRILL MACHINE (R/S) (V/S) 10MM 450W	XPT 422 IMPACT DRILL 13MM 650W



XPT 427A IMPACT DRILL 13MM 850W	XPT 527 IMPACT DRILL 13MM 710W	XPT 433 ROTARY HAMMER 20MM 500W	XPT 434 ROTARY HAMMER 26MM 620W	XPT 435 ROTARY HAMMER 26MM 800W
XPT 511 ROTARY HAMMER 32MM 1500W	XPT 594 ROTARY HAMMER 50MM 1600W	XPT 595 CORDLESS ROTARY HAMMER 26MM 4.0Ah	XPT 437 DEMOLITION HAMMER 900W 5KG	XPT 439 DEMOLITION HAMMER 2500W 11KG
XPT 438A DEMOLITION HAMMER 1750W 16KG	XPT 495 DEMOLITION HAMMER 1800W 16KG	XPT 519A DEMOLITION HAMMER 2300W 24KG	XPT 436 DEMOLITION HAMMER 1080W 5KG	XPT 496 DEMOLITION HAMMER 1900W 7KG
XPT 512A DEMOLITION HAMMER 2200W 7KG	XPT 515 DEMOLITION HAMMER 1200W 7KG	XPT 490 CORE DRILL 90MM 1880W	XPT 490A CORE DRILL 119MM 1880W	XPT 491 CORE DRILL 200MM 3200W
XPT 491A CORE DRILL 220MM 3200W	XPT 492 CORE DRILL 168MM 2300W	XPT 493 CORE DRILL 255MM 3900W	XP-BD-13 BENCH DRILL 13MM 800W	XP-BD-16 BENCH DRILL 16MM 1050W
XPT 532 DIE GRINDER WITH KIT 3MM 180W	XP-BG-150 BENCH GRINDER 150MM 250W	XP-BG-200 BENCH GRINDER 200MM 370W	XPT 471 CHAIN SAW GRINDER 100MM 300W	XPT 440 BLOWER (V/SPEED) 500W

X TRA-POWER®

PROFESSIONAL POWER TOOLS



XPT 540
VACUUM BLOWER (V/SPEED) | 650W



XPT 541
BLOWER 800W



XPT 542
BLOWER (V/SPEED) | 650W



XPT 584
GASOLINE BLOWER 63.3CC | 2.7KW



XPT 468
GASOLINE CHAIN SAW
18" | 65CC



XPT 469
GASOLINE CHAIN SAW
22" | 65CC



XPT 470
GASOLINE CHAIN SAW
24" | 65CC



XPT 498
GASOLINE CHAIN SAW
18" | 58CC



XPT 499
GASOLINE CHAIN SAW
24" | 58CC



XPT 585
GASOLINE CHAIN SAW
12" | 25.4CC



XPT 588
GASOLINE CHAIN SAW
18" | 62CC



XPT 589
GASOLINE CHAIN SAW
22" | 62CC



XPT 461
GASOLINE CHAIN SAW
18" | 74CC



XPT 462
GASOLINE CHAIN SAW
22" | 74CC



XPT 457
ELECTRIC CHAINSAW
16" | 1300W



XPT 460
ELECTRIC CHAIN SAW
22" | 2200W



XPT 568
ELECTRIC CHAIN SAW
16" | 1400W



XPT 539
CORDLESS CHAIN SAW
12" | 3.0Ah



XPT 453
ROUTER 8-12MM | 1800W



XPT 459
ROUTER 8-12MM | 1800W



XPT 465
ROUTER 8-12MM | 1800W



XPT 454
JIG SAW 65MM | 710W



XPT 464
JIG SAW 85MM | 650W



XPT 557
JIG SAW 100/80 | 800W



XPT 533
IMPACT WRENCH 400NM | 500W



XPT 534
IMPACT WRENCH 450NM | 1100W



XPT 442
PLANER 82X1MM | 500W



XPT 445
PLANER 82X1MM | 650W



XPT 452
PLANER 82X2MM | 710W



XPT 455
PLANER 82X1MM | 650W



TRA-POWER®

PROFESSIONAL POWER TOOLS



				
XPT 456 PLANER 110X3MM 1200W	XPT 553 ORBITAL SANDER 93X185MM 180W	XPT 458 BELT SANDER 100X610MM 1200W	XPT 558 BELT SANDER 76X533MM 900W	XPT 552 DRY WALL SANDER 180MM 900W
				
XPT 554 DRY WALL SANDER 225MM 900W	XPT 551 ROTARY SANDER 125MM 300W	XPT 559 ROTARY SANDER 150MM 430W	XPT 447 CONCRETE VIBRATOR WITHOUT ROD 35MM 1050W	XPT 450 CONCRETE VIBRATOR WITHOUT ROD 35MM 2200W
				
XPT 550 CONCRETE VIBRATOR WITHOUT ROD 50MM 2200W	XPT 467 GASOLINE CONCRETE CUTTER 405MM 55CC	XPT 565 ELECTRIC CONCRETE SAW 355MM 2800W	XPT 566 ELECTRIC CONCRETE SAW 400MM 3200W	XPT 567 RING SAW 410MM 5000W
				
XPT 569 CONCRETE RING SAW 610MM 6000W	XPT 587 GASOLINE CONCRETE SAW 350MM 65CC	XPT 410 STRAIGHT GRINDER 125MM 710W	XPT 426 DIE GRINDER 25MM 400W	XPT 489 HOT AIR GUN 2000W
				
XPT 523 HEAT GUN 2000W	XPT 521 ELECTRIC SPRAY GUN 700W	XPT 524 ELECTRIC SPRAY GUN 450W	XPT 522 FLOOR BASE SPRAY GUN 800W	XPT 582 GASOLINE EARTH AUGER 52CC
				
XPT 582A GASOLINE EARTH AUGER 83CC	XPT 446 MIXER 160MM 1020W	XPT 448 MULTI FUNCTION MIXER 150 MM 1600W	XPT 546 MIXER 120MM 1100W	XPT 547 MIXER 120MM 1200W

X TRA-POWER®

PROFESSIONAL POWER TOOLS



XPT 443A
CIRCULAR SAW 185MM | 1700W



XPT 472
CUT-OFF MACHINE 355MM | 2200W



XPT 475A
CUT-OFF MACHINE 355MM | 2700W



XPT 476
CUT-OFF MACHINE 355MM | 2380W



XPT 477A
MITER SAW 255MM | 2100W



XPT 478A
SLIDING MITER SAW 255MM | 2200W



XPT 479A
MITER SAW 305MM | 2300W



XPT 480A
BELT MITER SAW 255MM | 2000W



XPT 481A
MITER SAW 355MM | 2700W



XPT 556
RECIPROCATING SAW 115MM | 900W



XPT 583
GASOLINE WATER PUMP 1.45KW | 52CC



XPT-WP-2
GASOLINE WATER PUMP 4.5KW | 196CC



XPT-WP-3
GASOLINE WATER PUMP 4.8KW | 212CC



XPT 418
WALL CHASER WITH 7 BLADES
133MM | 2700W



XPT 555
POLISHER 180MM | 1400W



XPT 444
TRIMMER 6.35MM | 350W



XPT 544
TRIMMER 6.35MM | 550W



XPT 581
GASOLINE HEDGE TRIMMER
600MM | 25.4CC



XP-TC-600
MANUAL TILE CUTTER 600MM



XP-TC-800
MANUAL TILE CUTTER 800MM



XP-TC-800B
MANUAL TILE CUTTER 800MM



XP-TC-1200
MANUAL TILE CUTTER 1200MM



XP-TC-1200B
MANUAL TILE CUTTER 1200MM



XP-TC-1800
MANUAL TILE CUTTER 1800MM



XP-TC-1800B
MANUAL TILE CUTTER 1800MM



XPG 8204
PLANER 82 x 1MM | 650W



XPG-CS18
GASOLINE CHAINSAW 18" 58CC



XPG-CS22
GASOLINE CHAINSAW 22" 58CC



XPG-PS26
LONG POLE SAW 2 STROKE 32.6CC



XPG-BC35B
BACKPACK BRUSH CUTTER 4 STROKE
35CC




XPG-BC4B
BACKPACK BRUSH CUTTER 4 STROKE
31CC



XPG-BC2S
BRUSH CUTTER 2 STROKE | 43CC



XPG-BC4S
BRUSH CUTTER 4 STROKE | 31CC



Hi-MAX

HI-MAX POWER TOOLS



IC-002
ANGLE GRINDER 100MM | 750W



IC-022
ANGLE GRINDER 100MM | 850W



IC-023
ANGLE GRINDER 100MM | 850W



IC-026A
ANGLE GRINDER 125MM | 1200W



IC-073
ANGLE GRINDER 100MM | 850W



IC-075
ANGLE GRINDER 100MM | 1010W



IC-004
PLANER 82 x 1MM | 600W



IC-050
PLANER 90 x 2MM | 850W



IC-037
BLOWER (F/SPEED) | 600W



IC-084
BLOWER (V/SPEED) | 550W



IC-001
MARBLE CUTTER 110MM | 1200W



IC-009
MARBLE CUTTER 110MM | 1050W



IC-051
MARBLE CUTTER 125MM | 1400W



IC-093
POLISHER 180MM | 1200W



IC-079
CONCRETE VIBRATOR 35MM | 850W
W/O ROD



IC-016
DRILL MACHINE 10MM | 600W



IC-024
DRILL MACHINE 10MM | 400W



IC-025
DRILL MACHINE 6.5MM | 280W



IC-066
DRILL MACHINE 10MM | 300W



IC-067
DRILL MACHINE 10MM | 400W



IC-017
IMPACT DRILL 13MM | 600W



IC-083
IMPACT DRILL 13MM | 550W



IC-012
SCREW DRIVER DRILL 08-10MM | 280W



IC-091
CORDLESS DRILL | 1.5AH



IC-092
TOOL KIT 10MM | 1.5Ah



IC-034
ROTARY HAMMER 26MM | 800W



IC-072
ROTARY HAMMER 20MM | 650W



IC-054
DEMOLITION HAMMER HEX 17MM
1100W | 5KG



IC-055
DEMOLITION HAMMER HEX 17MM
1300W | 7KG



IC-065A
DEMOLITION HAMMER HEX 30MM
1400W | 16KG

Hi-MAX

HI-MAX POWER TOOLS



IC-045A
GASOLINE CHAINSAW 18"
45CC



IC-058A
GASOLINE CHAINSAW 18"
58CC



IC-059A
GASOLINE CHAINSAW 22"
58CC



IC-038
ELECTRIC MIXER 12MM | 1050W



IC-007
ROUTER 8-12MM | 1800W



IC-027
JIG SAW 70MM | 710W



IC-082
HOT AIR GUN 2000W



IC-069
CUT OFF MACHINE 355MM | 2200W



IC-030
ORBITAL SANDER 93X185MM | 350W



IC-046A
BRUSH CUTTER 2 STROKE | 52CC

WELDING MACHINE



XP-WM-200A
ARC WELDING MACHINE 200A | 6.2KVA



XP-WM-200B
ARC WELDING MACHINE 200B | 6.2KVA



XP-WM-250A
ARC WELDING MACHINE 250A | 7.3KVA



XP-WM-300A
ARC WELDING MACHINE 300A | 8.5KVA



XP-WM-400A
ARC WELDING MACHINE 400A | 9.7KVA



XP-WM-250HQ
ARC WELDING MACHINE 250HQ | 7.3KW



XP-MIG-270A
MIG WELDING MACHINE 270A | 8.5KW



XP-MIG-300A
MIG WELDING MACHINE 300A | 12KW



XP-TIG-250A
TIG WELDING MACHINE 250A | 9.1KW

AIR COMPRESSOR



XP-AC-111
DIRECT DRIVE 30 LITRE | 2HP



XP-AC-112
DIRECT DRIVE 50 LITRE | 2.5HP



XP-AC-123
OIL FREE 30 LITRE | 1080W



XP-AC-124
OIL FREE 50 LITRE | 1680W





CLEANING TOOLS



XP-VC-12
VACUUM CLEANER 12L | 1200W



XP-VC-15
VACUUM CLEANER 15L | 1200W



XP-VC-20
VACUUM CLEANER 20L | 1200W



XP-VC-25
VACUUM CLEANER 25L | 1200W



XP-VC-25A
VACUUM CLEANER WITH AUTO CLEANING 25L | 1200W



XP-VC-25B
VACUUM CLEANER WITH DETACHABLE BLOWER 25L | 1200W



XP-VC-35
VACUUM CLEANER 35L | 1200W



XP-VC-50
VACUUM CLEANER 50L | 1200W



XPC-25V
HEAVY DUTY VACUUM CLEANER 25L | 1600W



XPC-35V
HEAVY DUTY VACUUM CLEANER 35L | 1600W



XPC-60V
HEAVY DUTY VACUUM CLEANER 60L | 2000W



XPC-70V
HEAVY DUTY VACUUM CLEANER 70L | 5400W



XPC-100V
HEAVY DUTY VACUUM CLEANER 100L | 5400W



XP-AM-811
AIR MOVER | 150W



XP-FC-12
FLOOR POLISHER 305MM | 380W



XP-PW-571
PRESSURE WASHER 130BAR | 1800W



XP-PW-572
PRESSURE WASHER 150BAR | 2000W



XP-PW-573
PRESSURE WASHER 130BAR | 1800W



XP-PW-574
PRESSURE WASHER 150BAR | 2000W



XP-PW-575
PRESSURE WASHER 120BAR | 2300W



XP-PW-577
PRESSURE WASHER 130BAR | 1800W



XP-PW-579
CORDLESS PRESSURE WASHER 28BAR | 24V



XP-PW-580
CORDLESS PRESSURE WASHER 130PSI | 21V































TRA-POWER®

ABRASIVES



	 <p>CUT OFF WHEEL 4",5",7",12" & 14" NX</p>	 <p>CUT OFF WHEEL 4",5",7",12" & 14" LX</p>	 <p>CUT OFF WHEEL 4" & 14" YX</p>	 <p>CUT OFF WHEEL 4",5",7",9",12" & 14" GX</p>
 <p>CUT OFF WHEEL 4",5" & 14" R1</p>	 <p>CUT OFF WHEEL 4" OX</p>	 <p>CUT OFF WHEEL 4" FC</p>	 <p>CUT OFF WHEEL 4" & 14" X1</p>	 <p>CUT OFF WHEEL 4",5",7" & 14" X2</p>
 <p>CUT OFF WHEEL 4" & 5" X3</p>	 <p>CUT OFF WHEEL 4" & 14" EY</p>	 <p>CUT OFF WHEEL 4",5" & 14" RX</p>	 <p>CUT OFF WHEEL 4" & 14" RX2</p>	 <p>CUT OFF WHEEL 4",5" & 14" G1</p>
 <p>CUT OFF WHEEL 4",5" & 14" B1</p>	 <p>CUT OFF WHEEL 4", 5" & 14" SX2</p>	 <p>CUT OFF WHEEL 14" SX</p>	 <p>CUT OFF WHEEL 14" MX</p>	 <p>CUT OFF WHEEL 14" MX2</p>
 <p>CUT OFF WHEEL 14" BX</p>	 <p>DC WHEEL GX 4", 5" & 7"</p>	 <p>DC WHEEL NX 4", 5" & 7"</p>	 <p>DC WHEEL LX 4", 5" & 7"</p>	 <p>GC WHEEL PREMIUM 4" (#46 TO #220)</p>
 <p>GC WHEEL GX 4" (#46 TO #120)</p>	 <p>WA WHEEL PREMIUM 4" (#36 TO #80)</p>	 <p>WA WHEEL SX 4" (#36 TO #80)</p>	 <p>DIAMOND POLISHING PAD PRO 4" (#0 TO #6)</p>	 <p>DIAMOND POLISHING PAD 4" (#0 TO #6)</p>
 <p>DIA CERAMIC PAD 4" (#60 TO #3000)</p>	 <p>FLAP DISC 4", 5" & 7" (#46 TO #320)</p>	 <p>FLAP DISC GX 4" (#60 TO #120)</p>	 <p>FLAP DISC GOLD 4" & 5" (#60 TO #120)</p>	 <p>FLEXIBLE FLAP DISC 4" (#60 TO #600)</p>

XTRA-POWER®

ABRASIVES



FLAP DISC X1
4" (#60, #80 & #120)



FLAP WHEEL
(6"X11"), (6"X15")
(#80 TO #220)



MOUNTED FLAP WHEEL
25MM 40MM 50MM
(#60 TO #120)



SAND PAPER WITH VELCRO
5" 7" & 9" (#46 TO #320)




WHITE SAND PAPER
WITH VELCRO
5" (#60 TO #320)



PAD WITH VELCRO
5" X M10, 5" X M14 &
5" X M10 (SOLID TYPE)



WOOL PAD WITH VELCRO
6" & 9"



NON-WOVEN PAD MIRROR POLISH
FOR MARBLE & GRANITE
4" (#500 TO #15002)




NON-WOVEN PAD PVA
FOR MARBLE & GRANITE
4" (#120 TO #1000)



NON-WOVEN PAD FOR
STEEL & METAL U3
4"



NON-WOVEN PAD FOR
STEEL & METAL U5
4"



NON-WOVEN PAD STEEL & METAL
U8(BROWN)
4"



NON-WOVEN WHEEL
U1, U3, U5 & U8
4" TO 12"



FIBER DISC
4" (0.60MM) #24 TO #120



FIBER DISC
5" (0.60MM) #24 TO #120



FIBER DISC BLUE LINE
5" (0.80MM) #24 TO #120



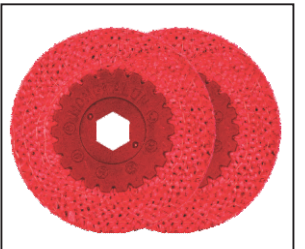
XP CHAIN SAW GRINDING WHEEL
4"




LX
NON WOVEN HAND DISC
WITH VELCRO 5" (121)



NX
NON WOVEN HAND DISC
WITH VELCRO 5" (121)



RED SISAL BUFF PAD
4"



FELT BUFF PAD
4"X16 & 4" X14MM



DIAMOND STONE
6"X2" COARSE



LX
NON WOVEN HAND PAD
5X8 & 6X9MM



NX
NON WOVEN HAND PAD
5X8 & 6X9MM



RED MASSA PAPER
230MMX280MM
(#80 TO #220)



SOFT KRAFT PAPER
230MMX280MM
(#80 TO #400)




BLUE PAPER FILM ROLL
0.1MX50M
(#120 TO #320)



SOFT CLOTH ROLL
0.1MX50M
(#80 TO #180)



HARD CLOTH ROLL
0.1MX50M
(#80 TO #180)




X TRA-POWER®

DIAMOND SAW BLADES



**DIAMOND
SAW BLADES
XTRA POWER**



X1
4", 5", 6", 16" & 18"
(SEG, RIM & TURBO)



X10
4" & 5" (SEG & RIM)




X10 CERAMIC
4" & 5" (SEG)



X10 CONCRETE
4" & 5" (SEG)




X10 THIN TURBO
4" & 5"



XP PRO
4", 5" & 6" (SEG)




XP PRO CERAMIC
4" (SEG)



XP PRO
4" (TURBO)




XP EXCLUSIVE
4" (SEG)




XTRA POWER SUPER
(RIM & SEG)
4", 5", 6" & 14"




XP ELITE CUT
4" & 7" (RIM)




WALL CHASER BLADE
133MM, 135MM & 156MM



XP FLAT CUP WHEEL
DOUBLE SIDE 4" (TURBO & RIM)



X1 FLAT WHEEL
4" DOUBLE SIDE (TURBO)




XP GRANITE PLUS
4" (SEG)



XP NANO
4" (LASER TYPE HOT PRESS)



XP SUPER ULTRATHIN
4" (RIM)



XP SUPER THIN TURBO
4"



XP ZERO CHIPPING
4" (RIM & SEG)



XTRA POWER TOUCH CERAMIC
110MM SEG



XTRA POWER TOUCH SUPERTHIN TURBO
105MM



XTRA POWER TOUCH 9 SEG
(HARD STONE)
110MMX12MM



XTRA POWER TOUCH SAND STONE
TOUCH & SEG
114MMX15MM



XP CERAMIC
4" (9 SEG)



XP BLUE
4" & 5" (SEG)




BLUE CERAMIC
4" (SEG)



VACUUM WELDED MULTI PURPOSE BLADE
4" 5" & 14"



VACUUM BRAZED BLADE UNIVERSAL CUT
4"MM



VACUUM WELDED BLADE GLASS & CERAMIC
4"

X TRA-POWER®

DIAMOND SAW BLADES




XP CUP WHEEL
3" 4" & 5"
(RIM, SEG & TURBO)




XP DOUBLE ROW
CUP WHEEL 4", 5", & 7"
(RIM, & SEG)



X1 CUP WHEEL
3"
(RIM, & SEG)



GLASS CUTTING BLADE
4"



FOR GRANITE (HOT PRESS)
4", 5" & 6"



RING SAW BLADE 410MM
SUITABLE FOR XPT-567



CONCRETE SAW BLADE 355MM & 400MM
SUITABLE FOR XPT-565 | XPT-566



DIAMOND SAW BLADES AWANT



AWANT USTAD
4" & 5" (RIM & SEG)



AWANT CONCRETE
4" (TURBO)



AWANT SUPERMO
4" (SEG)




AWANT WALL EXPERT
4" (SEG)



AWANT SUMO
4" & 5" (RIM & SEG)




AWANT WHITE
4" (SEG)



AWANT EXTRA STRONG
4" (SEG)




AWANT DRY CUTTING
8"



AWANT FLAT WHEEL
4"



AWANT SEGMENT TURBO
4"




AWANT USTAD (SILVER BRAZED)
14", 16", 18", 20", & 24"



AWANT SEG BLADES
14", 16", 18" & 20"




AWANT CERAMIC BLADES
WITH & WITHOUT SLOT 5" TO 14"



CERAMIC BLADES WITH COPPER
WASHER WITH & WITHOUT SLOT
8" TO 14"

DIAMOND SAW BLADES



FAST CUT BLADES (RIM & SEG)
4" TO 14"



LASER CUT BLADES (RIM & SEG)
4" TO 14"



REWOP BLADES (RIM & SEG)
4" TO 14"



B&P BLADES
4" (8 SEG)

X TRA-POWER®



ROUTER BITS

COVE BEAD BITS
(9041 & 9042)

STRAIGHT BITS
(9501 TO 9508)

STRAIGHT 2" LONG
(9503 L2 TO 9506 L2)

CENTER OLOGO (THREAD BITS)
(9933 TO 9940)

OVOLO BITS
(9031 TO 9037)

OVOLO COVE PROFILE BIT
(9051 TO 9054)

COVE OVOLO PROFILE BIT
(9061 TO 9063)

RABBETING (SLOT BITS)
(9091 TO 9100)

CORE BOX ROUND BITS
(9104)

CHAMFER BITS
(9401 TO 9404)

CORNER BITS
(135, 140, 141 & 152)

V TYPE SLOT CUTTER BITS
(0934)

FLUSH TRIM BITS
(5001 TO 5004)

STRAIGHT BIT 38MM
(9504 & 9505)

COUNTER PROFILE PANEL BIT
(D48, D93, & D48)

ROUTER BIT SET
87PCS

ROUTER BIT SET
12PCS (NEW TYPE)

ROUTER BIT SET
12PCS (OLD TYPE)

TRIMMER BITS

TRIMMER BITS
(XP 9401, 9501, 9502, 9503, 9504, 9505, 5002, 5003, 5004, XP-2, XP-15)

TRIMMER BIT SET
6PCS



MEASURING TOOLS

MEASURING TAPE
LOCK & WITHOUT LOCK
3 MTR. & 5MTR.

TOUCH
MEASURING TAPE
3 MTR. & 5MTR.

MAGNETIC (PRIME)
12", 18", 24" & 36"

TORPEDO LEVEL
8"

SPIRIT LEVEL
12"

XTRA-POWER®



TCT SAW BLADES

4" TO 24" XTRA POWER TCT SAW BLADES PREMIUM FOR WOOD & ALUMINUM

4" TO 5" XTRA POWER TCT SAW BLADES ZERO CHIP FOR WOOD

4" TO 14" TCT SAW BLADES XTRA POWER BLUE LINE FOR WOOD & ALUMINUM

4" & 5" XTRA POWER X2 TCT SAW BLADES FOR WOOD

4" TO 14" XTRA POWER GOLD TCT SAW BLADES FOR WOOD

4" TO 14" AWANT TCT SAW BLADES FOR WOOD



SDS DRILL BITS & CHISELS

HAMMER SDS PLUS DRILL BITS 4MM TO 32MM

HAMMER SDS MAX DRILL BITS 12MM TO 40MM

XP SDS PLUS CROSS TIP DRILL BITS 5MM TO 16MM

SDS PLUS CHISEL 14X250 POINTED & FLAT

SDS MAX CHISEL 18X400MM POINTED & FLAT

SDS MAX CHISEL 18X480, POINTED & FLAT


SDS MAX CHISEL 18X600 POINTED & FLAT

HEXAGON SHANK CHISEL 17X280 POINTED & FLAT

HEXAGON SHANK CHISEL 17 X380 POINTED & FLAT

HEXAGON SHANK CHISEL 17X450 POINTED & FLAT

PH65A CHISEL 30X410 POINTED & FLAT



REVERSIBLE SCREWDRIVER

XP-RSD-6100 REVERSIBLE SCREWDRIVER PH2-SL6 100MM

XP-RSD-6150 REVERSIBLE SCREWDRIVER PH2-SL6 150MM

XP-RSD-6200 REVERSIBLE SCREWDRIVER PH2-SL6 200MM

XP-RSD-6250 REVERSIBLE SCREWDRIVER PH2-SL6 250MM

XP-RSD-6300 REVERSIBLE SCREWDRIVER PH2-SL6 300MM

XP-TSD-6150 T REVERSIBLE SCREWDRIVER PH2-SL6 150MM


XP-TSD-6250 T REVERSIBLE SCREWDRIVER PH2-SL6 250MM

XP-STUBBY 35 REVERSIBLE SCREWDRIVER PH2-SL6 35MM



XTRA-POWER®

ACCESSORIES



ACCESSORIES



XTRA POWER CORE DRILL
LENGTH 470MM (1 1/4 UNC)
(25MM TO 350MM)



XTRA POWER CORE DRILL
(LENGTH 450MM)(M22)
25MM TO 350MM



XP GRANITE
CORE BITS 6.5MM TO 50MM



XP BLUE
CORE BITS 6.5MM TO 50MM



DRY CORE DRILL
(LENGTH 370MM) (M22)
51MM, 63MM & 76MM



CORE DRILL SEGMENTS
51, 63, 76, 102, 127, & 152-350MM



CONCRETE HOLE SAW ROD
M22 300MM & 430MM



CONCRETE HOLE SAW
35MM TO 125MM



RECIPROCATING SAW BLADES
150MM, 240MM
(FOR WOOD / METAL)



TCT HOLE SAW GX
35MM



TCT HOLE SAW
20MM, 25MM, 35MM



ADJUSTABLE TCT HOLE
SAW 35MM



HSS STEP DRILL BIT
4-20MM, 4-32MM
& 3PCS SET (4-12, 4-20, 4-32)



CARBON HOLE SAW
6PCS, 12PCS & 16PCS



SCREW DRIVER BITS
(HIGH TORQUE) 65MM PH2



POWER BITS
25MM TO 150MM PH2



PRIME BIT 65MM PH2
(POWER BIT)



HIGH TORQUE BITS XP GOLD
65MM & 100MM PH2



MAGIC BIT
HIGE TORQUE



TAMPER TORQUE BITS
65MM PH2



POWER BITS
COMBINATION SET
65MM & 100MM PH2



HIGH TORQUE BITS WITH
MAGNETIC RING 65MM PH2



MAGNETIC NUT HOLDER
8x42MM, 8x65MM & 10x65MM



FULL MAGNETIC NUT HOLDER
8x65MM GOLD



CERAMIC DRILL BIT X3
6MM



CERAMIC DRILL BITS
6MM TO 12MM



MASONRY DRILL BITS
5MM TO 12MM



HSS DRILL BITS
2.5MM TO 12.7MM



HSS DRILL BITS ECO
2.0MM TO 12.7MM



TRA-POWER®

ACCESSORIES



WOOD FLAT BIT
6PCS SET & 6MM TO 38MM



JIG SAW BLADE
T144D, T244D & T101AO
(5PCS SET)



JIG SAW BLADE XP GOLD
T 244D & T 144D (20PCS SET)



TILE CUTTER BLADE
16X6X3.00 MM




TILE CUTTER BLADE GOLD
17X7X3.50 MM




FOUR SLOT WORKING DRILL
10/12/14/16/18/20/22/25 X165MM



AUGER BIT XTRA POWER
8/10/12/14/16/18/20/22/25 X 230



EARTH AUGER BIT A TYPE
(60MM TO 300MM)



EARTH AUGER BIT D TYPE
DOUBLE BLADE WITH ALLOY
(80MM TO 300MM)



PLANER KNIFE XTRA POWER
9/10/12/13/15/18/24



GLASS SUCTION LIFTER
1CUP, 2CUP & 3CUP



CAULKING GUN
CG (103,203,205,206,207 & 303)



GREASE GUN
GG 505



SPRAY GUN
XP-SG-827




SPRAY GUN
XP-SG-990



CIRCULAR WHEEL BRUSH
6"



CRIMPED BEVEL BRUSH
5"



TWISTED WHEEL BRUSH
4.5"



TWISTED BEVEL BRUSH
5"



TWISTED CUP BRUSH
3" X M10, 3" X M14 & 4" X M14




TWISTED CUP BRUSH MX
3" X M10 & 4" X M14



NYLON BRUSH WITH SHANK
4"



CRIMPED CUP BRUSH MX
3" X M10 & 4" X M14



VACUUM BRAZED WHEEL
ROUND EDGE
75MMx15,20,25,30,35MM



VACUUM BRAZED WHEEL
FRENCH BORDER
75MMx15,20,25,30,35MM



DRILL CHUCK
6MMX24UNF,10MMX20&24UNF,
13MMX20 & 24UNF



DRILL CHUCK JT6
13MMXJT6



DRILL CHUCK KEYLESS
10MMX24 & 13MMX20



SDS ADAPTOR



CORE BIT ADAPTOR

X TRA-POWER®

ACCESSORIES



XP/XP GOLD & HI-MAX
CHAIN BAR 16"/18"/22" & 24"



XP CHAIN
18" & 22"



XP TITANIUM
CHAIN 12",16", 18", 22" & 24"



XP KICKBACK
CHAIN 18", 22" & 24"



HI-MAX CHAIN
16",18"& 22"

CHAIN SAW SPARE PARTS XP



GOLD CYLINDER KIT SET 58CC



CYLINDER KIT SET
45CC, 58CC & 62CC



IGNITION COIL



FLY WHEEL



SPARK PLUG



SPROCKET



OIL PUMP



CLUTCH



CLUTCH DRUM




PISTON



CRANK SHAFT



EASY STARTER
SPRING BIG & SMALL



FULL GASKET
SET METAL



AIR FILTER (SQUARE)



FUEL FILTER



CARBURETOR KIT



AIR FILTER SHORT



AIR FILTER



PRIMER BULB



CHAIN ADJUSTING
SYSTEM (EASY TYPE)



CHAIN CATCHER



CHAIN SPROCKET
WITH RIM












DAMPER SET
(5 PCS SET)



FUEL BREATHER



				
FUEL CAP	FUEL PIPE	HANDLE	INTAKE PIPE (ALUMINUM)	MANIFOLD
				
MUFFLER TWO HOLE	NUT & STUD	OIL FILTER	OIL SEAL SET	SPACER
				
START ROPE 3.0MM (100Mtr)	TOWER SPRING	TRIGGER+TRIGGER ARM+SPRING SET	TWISTED KNOB	WORM
				
WIRE FOR BRUSHLESS REBAR TYING MACHINE XPC-RT-01	REWIND SPRING WITH COVER	CHAIN SAW FILE WITHOUT HANDLE 4.00 & 4.80MM 3PCS SET	CHAIN SAW FILE WITH HANDLE 4.00 & 4.80MM	
CHAIN SAW SPARE PARTS HI-MAX				
	CYLINDER KIT SET 58CC	IGNITION COIL	CARBURETOR 2 & 3 BRASS PINS (PIPES)	AIR FILTER (SQUARE)
				
SPARK PLUG	CLUTCH	FLY WHEEL	FULL GASKET SET METAL	PISTON



**BRUSH CUTTER
SPARE PARTS**



TRIMMER LINE
SQUARE(3X50M)



TRIMMER LINE
ROUND(3X50M)



2T BLADE



3T BLADE



BRUSH CUTTER BLADE
10''X40T, 10''X60T, 10''X80T

SPARE PARTS



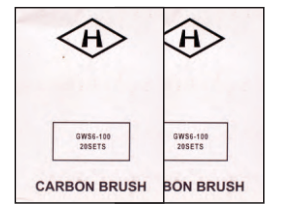
XP
ARMATURE



XP
STATORS



XP
CARBON BRUSH



H BRAND
CARBON BRUSH



GEAR & PINION



PLANER BLADE TCT



SWITCHES



AB WASHER



PLANER BELT
WHITE, BLACK & GOLD



PLANER BLADE (HSS)




BEARING V2



BEARING V3



1MTR TO 10MTR
CONCRETE VIBRATOR ROD





DISCLAIMER: The images used in this catalogue are for reference and for the illustration purpose only, actual product may vary slightly in terms of colour, design and packaging.



X **TRA-POWER**®



Scan to Know More

www.xtrapowertools.com



Contact us: +91 8743800144

Regd. Office: Plot No. 394, Udyog Vihar, Phase III
Gurugram - 122016, Haryana, India